

Pole Shift Events and Date Determination

(3/22/2010)

Task: To align the sequence of events leading up to the pole shift and to determine the most probable date of the pole shift from the clues available from different sources.

Methodology used:

Bring together information from Zetatalk, Astronomy, Physics, Mathematics, and Crop Circle extraterrestrial pictures analyze and see what falls out as workable.

Analysis is done by evaluation of importance's to determine what key workable facts from each source can be brought together to produce a clear understanding or paint a picture of what will happen. Data is not used if it doesn't work with other more certain observable facts.

Simply stated this method is to sort through lots of data or information from many sources evaluating what is important and worth holding ones attention onto and what can be let go of. A practical filter of workability and usefulness is used to do the sorting. Workability has to do with will it stand up to the test of working in the real world. Each time through the data more unneeded data is considered not important with some data remaining as having much more importance. This could also be called data mining for understanding. Each of us with a mind have many filters to put the information through.

To maintain element of doubt one finds missing information, extra information that is not needed, and out of sequence true statements as the observable situation. How does one strip out only what is not needed for understanding? By running it through a truth, knowingness, practicality-workability filter that each of us have as spiritual beings.

This report will present what was selected as important and usefully from each subject. During analysis step the conclusions and results will be shown. Other files will be provided to give greater detail as to what was selected as important.

Discovering the facts about the coming pole shift takes lot of time, patients, confront and evaluation of importance. It is like taking a couple thousand piece puzzle and mixing it with dozens of other puzzles. Then take out some of the pieces so there are missing pieces. This is the current situation. Not only does one need to identify the parts that fit together but then the puzzle needs to be put together and understood. All of this without knowing what the picture will look like in the end.

This report puts some of the pieces together to equate to a picture of when and what is likely to happen. Many more pieces and understandings will show up latter. This is a start. Hopefully it will clear up some understandings for a few.

The file named: "1-Discovering the date of the pole shift.pdf" is the final report that was made from culling out, collecting up and analyzing the important clues to look at. These can be found in files "2-Summary_of_Zetatalk_Clues.pdf" and "3-Crop_Circle_Analysis_and_Conclusions.pdf".

Pole Shift Events and Date Determination

(3/22/2010)

Zetataalk clues

The following summary of important clues or pieces of the puzzle and are being presented in a logical sequence to be used later to produce a definite picture of events. See separate file (2-Summary_of_Zetataalk_Clues.pdf) for a full set of what was considered important to understanding and where these items came from.

Summary timing and orbit:

1. Planet X final approach coordinates and orbital direction is not stated by Zetas.
2. Timing:
 - Sun to the right of approaching planet X,
 - Position of Venus close to the path, caught in the cup,
 - Venus had not done a transit of earth yet,
 - PS occurs at a solar eclipse,
 - The pole shift will occur at the end of a magnetic trimester,
 - The last weeks - 3 days of darkness and all - will all occur within a magnetic trimester.
 - Zetataalk past supplied hour angle coordinate range from $4.06 h$ to $6.24 h$ for the incoming angle of planet X.
3. Speed clues: (rough order speed – result should be within the range of the following)
 - Near Saturn calculates to be about .186 Million miles per hour or 83 km/sec
 - Traversing the solar system (taken to be earths orbit) in 3 short months calculates to be .086 Million miles per hour or 38.5 km/sec.
4. Orbital description:
 - Forms a Triangle in the Earth's orbital plane with a 23 degree angle at the Earth, an 18 degree angle at the Sun, and a 139 degree angle at the 12th Planet.
 - The angle of entry into the Earth's orbital plane being 32 degrees.
 - The Closest approach is 14 million miles.
 - The dark sun is 18.724 times further away than Pluto.
 - Planet X does a 21 degree lift angle change near the sun.
 - 12th Planet moves out on the opposite side some 3.560 times the distance from your Sun.

Summary of events:

1. Slow build up earthquakes, and Earth-weather wobbles.
Slow lean of Earths N Pole away from Planet X.
2. Lean of Earths N Pole toward Planet X.
3. Severe Polar Wobble.
4. Earth almost seems to lays on her left side.
5. The 3 Days of Darkness (Northern Hemisphere).
6. The 6 days of sunrise west.
7. The 5.9 days of rotation stoppage (the long day/night).
8. The pole shift itself.
9. After the pole shift.

Pole Shift Events and Date Determination

(3/22/2010)

Crop Circle Clues

Crop Circles were selected that are considered important to the subject at hand. There are many more that were on the subject but were not showing new information of current interest. See source file (3-Crop_Circle_Analysis_and_Conclusions.pdf) for full details of what was found.

Summary of what can be learned from Crop Circles:

Numbers of Crop Circles that indicate the following: (see number found)

- 1) Final approach in CCW orbit around our sun: (9)
- 2) End of first or start of second trimester Pole Shift: (8)
- 3) New moon timing (6)
- 4) Earth's rotation clues. (3)
An interesting one was "Trace of North Pole path"
 - 30 degree CCW away from sun
 - 60 degree CW toward the sun
 - 120 degree CCW away from sun
 - 40 degree CCW (3 days darkness)
 - 180 degree CCW (6 days upside down)
 - 180 degree turn from top view at 90 degrees to other motions (5.9 days rotation stopped)
 - Pole shift happens next.
- 5) 6, 14-15, and 20-22 days shows up a lot.(several times for each)
- 6) Motion of earth around its orbit (2)

Retrograde Orbit ver Normal CCW For Planet X

Strong evidence from crop circles indicates a final approach in a normal CCW orbit with an end of first or start of second trimester pole shift. More than 17 crop circles indicate this. See (3-Crop_Circle_Analysis_and_Conclusions.PDF) for the full analysis.

Zetataalk is in agreement with statements like:

- *Sun to the right of approaching planet X.* This can only happen in a normal CCW orbit.
- *its retrograde movement abates.*
- *strongly inbound, rather than retrograde*
- *orbiting in the same manner planets close to the Sun do*
- *begins to produce a retrograde orbit for its approach to the Sun.* My comments: The zetas never said exactly what would happen when it gets close or the coordinates of final approach for Planet X.

Pole Shift Events and Date Determination

(3/22/2010)

Pole Shift time of the year

Zetataalk indicates:

- Sun to the right of approaching planet X
- The pole shift will occur at the end of a magnetic trimester,
- The last weeks - 3 days of darkness and all - will all occur within a magnetic trimester.

17 crop circles indicate during first or start of second trimester pole shift time frame.

The Zeta Triangle: *Forms a Triangle in the Earth's orbital plane with a 23 degree angle at the Earth, an 18 degree angle at the Sun, and a 139 degree angle at the 12th Planet.* This triangle along with the range of coordinates given by the Zetas can be used to help determine the range of most likely angle of approach for planet X.

The past maximum range of hour angle coordinates

<http://www.Zetataalk.com/theword/tword03m.htm> given by the Zetas was from 4.06 h to 6.24 h.

For a conservative look we expand this up to 4.0 h to 6.6 h for a possible angle of final approach.

The following drawing shows the possible range of angles of approach for planet X.

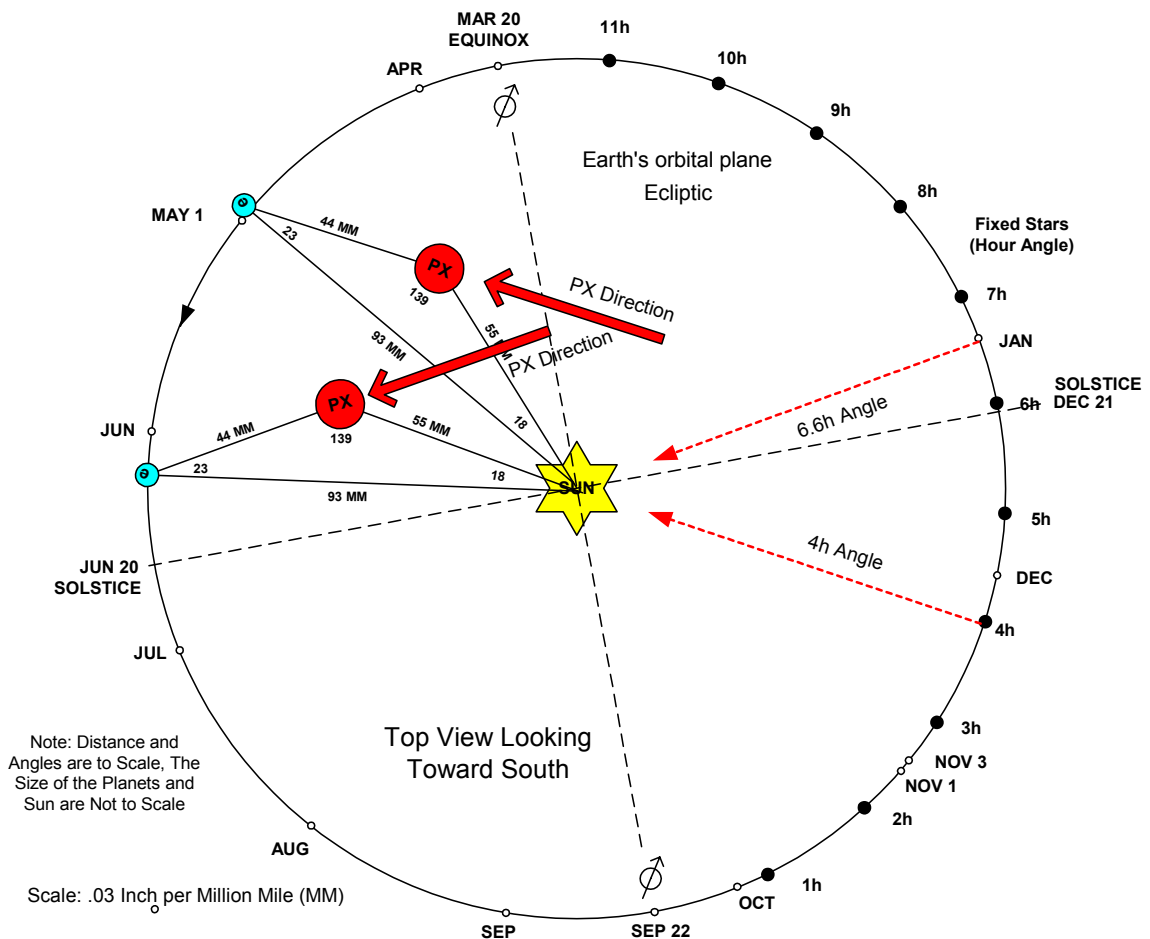


Figure 1: Possible Angles of Approach for Planet X

Pole Shift Events and Date Determination

(3/22/2010)

What this says is the Zeta triangle that occurs before the pole shift is possible to take place between about 29 April and 1 July of some yet to be determined year. Once the triangle is formed there are a number of days to weeks after this that the pole shift will take place. This would be the time it takes for Planet X to travel between the Zeta triangle as it punches through the ecliptic to where it crosses the orbit of earth and makes it's closest approach. We will come back to this once the year is established.

The Closeness of Venus to Planet X path

Now we bring in the following clues from Zetataalk of:

- Position of Venus close to the path, caught in the cup.
<http://www.Zetataalk.com/index/Zeta174.htm>
- Venus had not done a transit of earth yet.
<http://www.Zetataalk.com/index/earth178.htm>
- Zeta triangle occurs at a solar eclipse. Zetataalk:
<http://www.Zetataalk.com/science/s29.htm> *The Earth's orbit forms a plane. The Moon's orbit forms a plane that bisects the Earth's orbit in a fixed place twice a year. The 12th Planet's orbit, coming and going, forms a plane that also bisects the Earth's orbital plane. **Take the placement of the Earth at the two points where the Moon's orbital plane lines up.** Use these two points as two of three points in a triangle. The third point in an equilateral triangle will be on the plane of the 12th Planet's orbit.*
My comments: the statement *The Moon's orbit forms a plane that bisects the Earth's orbit in a fixed place twice a year* is what happens at the time of a solar eclipse. So the above paragraph is directly saying the intersection of Planet X orbital plane and Earths orbital plane occurs at the two new moon solar eclipses for each year. This is saying the Zeta triangle as planet X crosses the ecliptic will occur at a solar eclipse for some yet to be known year.

The following tables of future predicted times are from NASA and astronomical observations.

Transit of Venus

Date	Time
2004 June 8	08:20
2012 June 6	01:29
2117 December 11	02:48

<http://eclipse.gsfc.nasa.gov/transit/catalog/VenusCatalog.html>

Solar Eclipses: 2010 - 2016				
Calendar Date	TD of Greatest Eclipse	Eclipse Type	Eclipse Magnitude	Central Duration
2010 Jan 15	7:07:39	Annular	0.919	11m08s
2010 Jul 11	19:34:38	Total	1.058	05m20s

Pole Shift Events and Date Determination

(3/22/2010)


2011 Jan 04	8:51:42	Partial	0.858	-
2011 Jun 01	21:17:18	Partial	0.601	-
2011 Jul 01	8:39:30	Partial	0.097	-
2011 Nov 25	6:21:24	Partial	0.905	-
2012 May 20	23:53:53	Annular	0.944	05m46s
2012 Nov 13	22:12:55	Total	1.05	04m02s
2013 May 10	0:26:20	Annular	0.954	06m03s
2013 Nov 03	12:47:36	Hybrid	1.016	01m40s
2014 Apr 29	6:04:32	Annular	0.987	-
2014 Oct 23	21:45:39	Partial	0.811	-
2015 Mar 20	9:46:47	Total	1.045	02m47s
2015 Sep 13	6:55:19	Partial	0.788	-
2016 Mar 09	1:58:19	Total	1.045	04m09s

<http://eclipse.gsfc.nasa.gov/eclipse.html>

Comparing these two tables for a date in common with the data range of 29 April to 1 July we end up with one possibility. The solar eclipse that occurs on **May 20 2012 at 23:53:53 UDT** is before the **transit of Venus on Jun 6 2012**. This is as stated by the Zeta's.

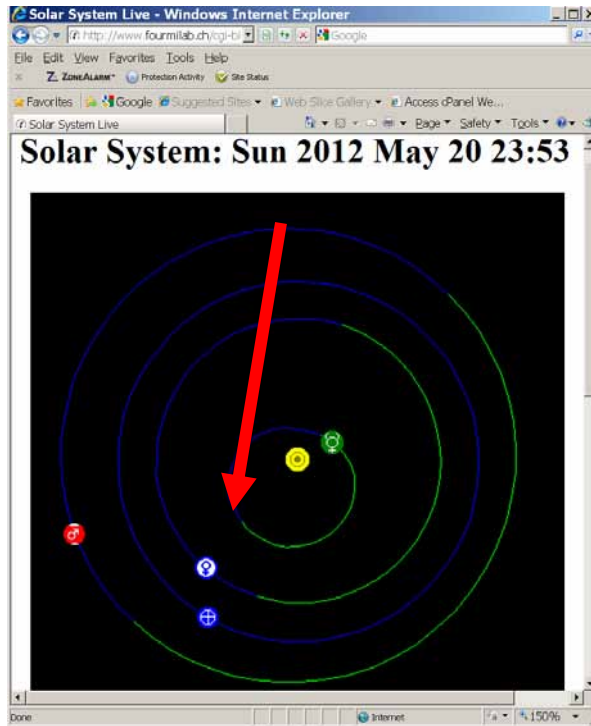
Note by definition a solar eclipse has to take place when the moon is in the same ecliptic plane as the earth. The Zeta's say a triangle is formed at this time that Planet X cross earths ecliptic that gives the angle position of earth at the time. So the solar eclipse is the time of the triangle being formed. In like manner the Gog Magog Hills crop circle shows at the time of start of the influence timing circle that there is a solar eclipse and the Zeta triangle is formed. So from several sources is highly likely that May 20 2012 is the time frame for the Zeta triangle to be formed.

See Solar System Live: <http://www.fourmilab.ch/cgi-bin/Solar> Planet X comes in from above (north solstice is up) and passes close to Venus and earth. Note that Venus is to the left of the approaching planet X as the Zetas indicate on following screen shot.

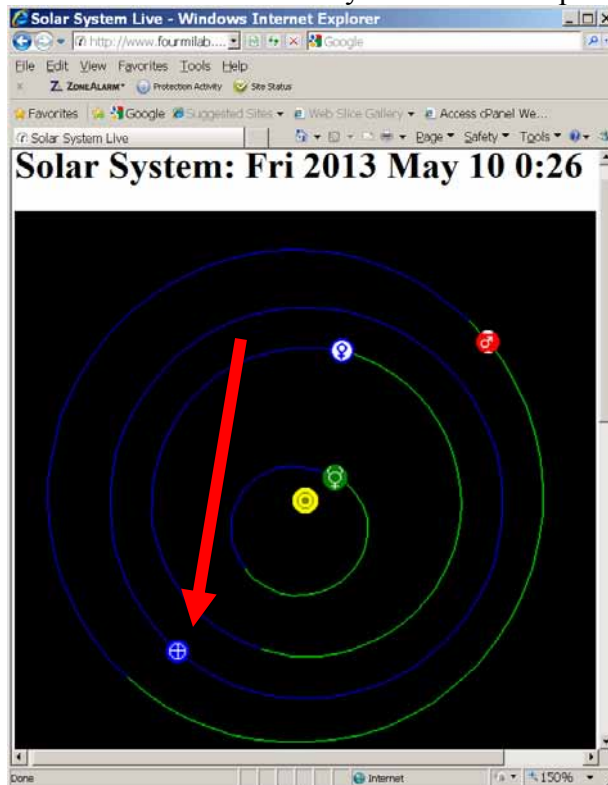


Pole Shift Events and Date Determination

(3/22/2010)



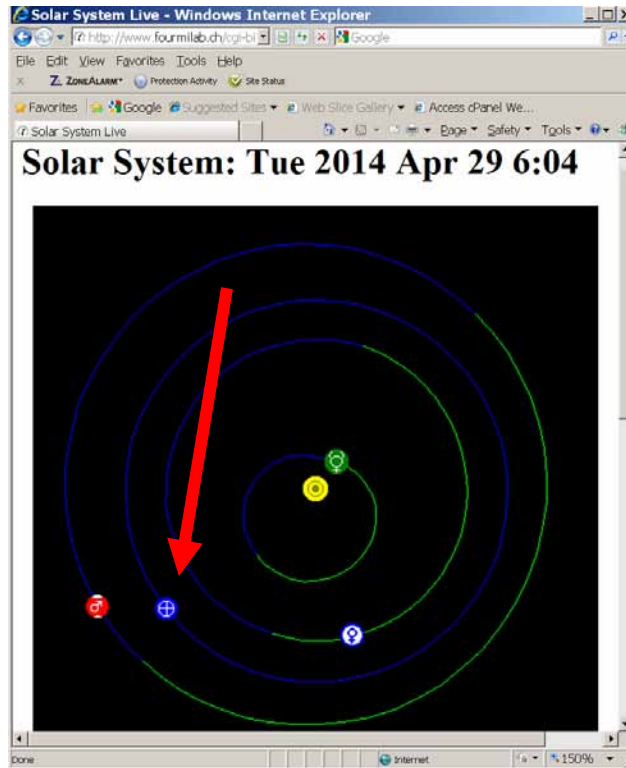
We now look deeper to see if there is any other viable possible dates. What about May 10 2013, or April 29 2014? These are the only other solar eclipse in the date range.



Venus would be even further away if the proper position for Venus is calculated taking into account the travel time for Planet X. Venus travels CCW at 225 days/year or 1.6 degrees/day. For example 30 days prior to this time Venus would be 48 degrees CW.

Pole Shift Events and Date Determination

(3/22/2010)



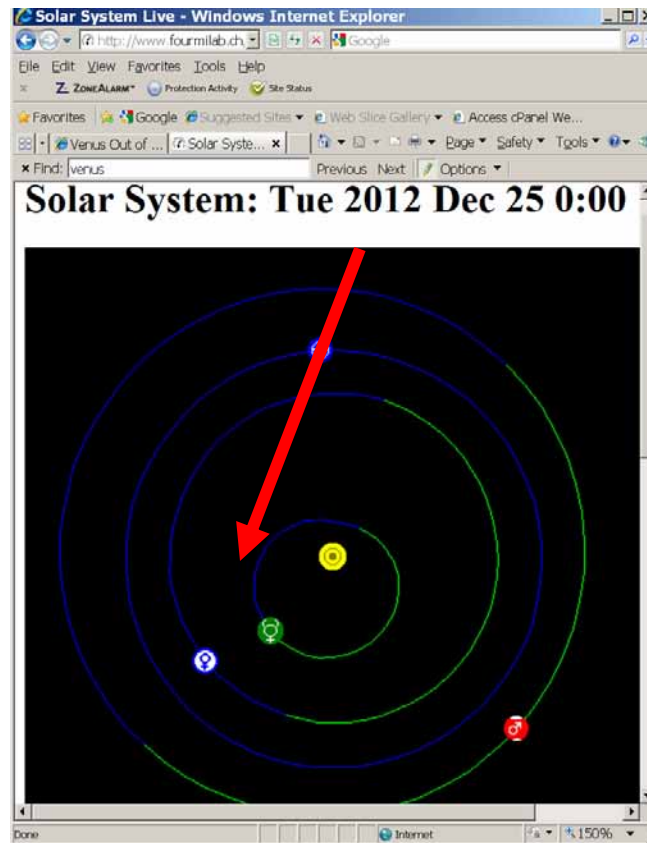
Note Venus is not anywhere close to planet X path (coming from the top or solstice north) and so this date is not a possibility.

I checked into a whole series of other dates when there is a new moon condition. I even included the other times of the year when the zeta triangle could be formed. It would take up too much time and room to show and explain the screen shoots looked at. But I can summarize the results as no other time frame but may 20 2012 comes close to having Venus and other Zetatalk conditions in the proper place.

What about Dec 25 2012 the well publicized date as a possibility?

Pole Shift Events and Date Determination

(3/22/2010)

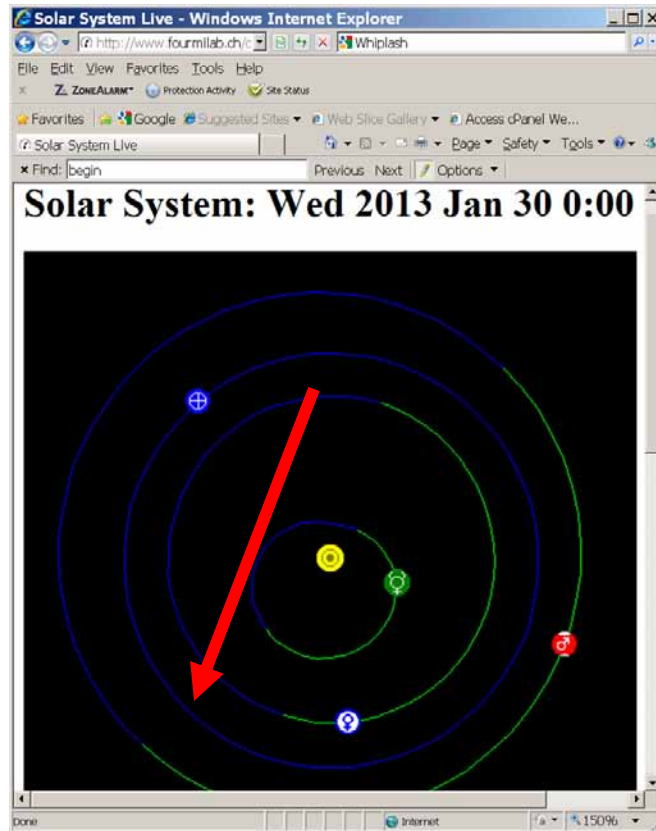


Now what about the end of Mayan calendar date: Note in the above screen shot that earth is at the top near the north solstice. The zeta triangle being formed would indicate the new angle of approach as show above (about 4.5 hr angle). Planet x would come in and pass below earth's orbit to rise up to the ecliptic and be very much above Venus as it exits. In fact way too much to get close enough to cause trouble. Defiantly not as close as 14 million miles like the zetas say.

In the 37 days (1 Jan 20013) it would take Planet X to get in the vicinity of Venus it would have rotated too far away to be much affected as Planet X passing by. See the following screen shot.

Pole Shift Events and Date Determination

(3/22/2010)



The pages and pages of Zetataalk description of events before the pole shift due to Planet X rolling as it passes under the sun and viewed in the day time near the sun would not be explainable. This approach would only be viewed in the middle of the night. The ancient's description would be incorrect also in that there would be no day time view as it approaches. What about all the crop circles that show this occurring at end of first or start of second trimester. They would have to be tossed out for some reason. Bottom line Dec 25 2012 does not fit well with all of the clues given from all sources. Too much does not fit in place.

Narrow down the most likely days between Zeta triangle forming and the Pole Shift

We found the date of the new moon solar eclipse Zeta triangle being formed time as to **May 20 2012 at 23:53:53 UDT** from above analysis. This is when Planet X punches through the ecliptic or earth's orbit.

The second date or the pole shift time is dependent on Planet X travel time between when the Zeta triangle is formed and closest approach to earth. This can be discovered by understanding the events between the two and their duration. Then drawing a diagram that fits the events and counting the days that result. To do this we must next understand the interaction of magnets when they get in close proximity to each other. To do this we need to determine what the proper angle of our suns north direction is. So we will get back to the second date after a lengthy diversion into understanding magnets and events.

Pole Shift Events and Date Determination

(3/22/2010)

Suns Magnetic Field Direction

The best I can tell direction of the magnetic field of the sun is largely unknown to man. From mans observations little is known about the suns field and the interstellar magnetic field directions. We find lots of theory and speculation, with little fact. It is like the analogy of being able to only feel a part of the tail of the elephant and try to infer what the elephant looks like. The probes sent out sample only a small amount of what is needed to be known. Thus, I must take with caution most of NASA's local readings of various space craft as giving any indication of what the overall interplanetary fields are well away from where they are measured.

As a result I decided to test two extremes in north direction for the sun. The first is the Sun's magnetic field will be assumed to be in the same direction and angle as earth's rotation. Then second test in the same direction as the rotational axis of the sun. The reason why considering rotation so important is that is the direction the majority of the charged plasma is going in the core so the generated magnetic field well away from the surface should be close to perpendicular to this flow. It makes little sense for the magnetic north to be much different from the rotation axis if one gets far enough from local declinations of fixed local surface influences.

If we next look at the Zeta's description of what happens and compare this to a test bed until we get a match then that field direction is the one that would be most likely be the end result that the scientist will eventually agree on.

I would expect the rotational direction of the sun and mercury should be close. Each planet can be looked at as if it were a free moving compass that would align with the local magnetic environment of the orbit it is in. So near the sun this magnetic dipole should be close to axial rotation direction of mercury and the sun.

North Pole of Rotation for Sun

Right Ascension: 286.13

Declination : 63.87

Earths Terrestrial Magnetosphere

Latitude/Longitude of dipole N: 78.6 degrees N/70.1 degrees W

ssdc.gsfc.nasa.gov/planetary/factsheet/sunfact.html

The above says rotation of the sun is angled 26 degree to ecliptic vertical and in the direction of the south solstice. It also indicates earth's magnetic poles or where the flux leaves the earth at 90 degree angle to the surface is 11 degree offset toward south solstice.

Mercury's rotational axis is nearly pointed in the same direction as the sun so the field directions should be pretty much the same out to mercury's orbit at least. Planet X just grazes mercury's orbit.

From some of the white papers that have analyzed the data of various space probes we find that it is believed the north magnetic direction of interstellar space to be near 30 angled to

Pole Shift Events and Date Determination

(3/22/2010)

the galactic plane. <http://www.nature.com/nature/journal/v462/n7276/full/nature08567.html>
this last angle will not be used.

Using the Zeta's motion description to determine clues to magnetic direction of the sun:

The Zetas in summary have said: *The Sun has a static polarity, aligned in the same direction as Earth and Mercury. ---- We would anticipate the roll should precede 195° before rotation slowing to a stop.---- Then Planet X continues its momentum in a 270° roll to align side-by-side with the Sun.*

Analysis and comments: By same direction from the context of when the Zetas said it would indicate in a similar north direction not necessary all having the same number of degrees. Note difference between 270 and 195 is 75 degrees between before rotation slowing to a stop and interstellar north. This gives a hint as to the range of suns north angle and that it might be closer to A below.

Bottom line: For now lets test Sun north at "A" 26 degree tilted toward south solstice and "B" 23 degrees tilted toward north solstice and see what matches best the Zeta's description.

A) Test Sun North direction same as Earths:

For this test we assume the magnetic north direction for the sun is in the same direction as earth's rotation direction or about 23 degrees pointed toward winter solstice.

B) Test NASA's rotational Results:

The sun according to observation of NASA's published fact sheet of information is pointed in the direction toward the summer solstice at about 26 degrees from vertical.


Magnet Test Bed For "A" Sun at 23 degree toward North Solstice Like Earths Axis

To get a practical understanding a magnetic interactions a test bed was set up on a peace of card board with a strong magnet for the sun on the right. A compass was used for Planet X and moved through the path taken to determine the roll actions of Planet X and thus earth. The test board was orientated so north for earth pointed in the normal north direction. The wooden dowel is set parallel to the path of the angle of planet X or 32 degrees to the ecliptic (black horizontal line in center).


The picture on the left with the Penny (as earth) shows the magnetic orientation of planet X as it moves through its path. The picture on the right shows Planet X's effect on Earths tilt. In this case the compass was replaced with a weaker magnet than the sun resenting planet X at the orientation found using the compass on the left.

Pole Shift Events and Date Determination


(3/22/2010)



The compass in the picture above on the right shows tilt toward planet x as it approaches south pole of the sun. The compass on the left show the angle to use for the magnet on the right.




Planet X moves to the left though it's path under the sun.




Pole Shift Events and Date Determination


(3/22/2010)



The picture above on the right shows the relaxed lean of earth toward planet x as it passes the south pole of the sun.





The picture above on the right shows planet X laying on its side below the ecliptic with north pointed toward the sun's south pole. Earth responds by leaning its north pole toward Planet X.




Planet X is at the ecliptic and earth is tipping its north toward the sun.

Pole Shift Events and Date Determination

(3/22/2010)




Side by side magnets. North is up for earth




Earth eventually rolls into 3 days of darkness as shown and ends up in 6 days sun rise west.

Pole Shift Events and Date Determination

(3/22/2010)



Now back to side by side. When Planet X is side by side (north to south) it only takes a slight bit of motion to break the grip. This starts a rapid rotation of Earth toward normal interstellar space environmental magnetic north. This is the point in time of the hour of the pole shift.




Both are returning to normal interstellar space environmental north as Planet X goes on out to the left. Both would stop there roll and move in the opposite direction.

Magnet Test Bed For “B” Sun at 26 degree toward South Solstice to match suns rotation


The picture on the left with the Penny as earth shows the magnetic orientation of planet X as it moves through its path. The picture on the right shows Planet X’s effect on Earths tilt. In this case the compass was replaced with a weaker magnet than the sun resenting planet X at the orientation found using the compass.

Pole Shift Events and Date Determination


(3/22/2010)



The compass in the picture above on the right shows tilt toward planet x as it approaches south pole of the sun.




The picture above on the right shows the relaxed lean of earth toward planet x as it passes the south pole of the sun.




The picture above on the right shows planet X laying on its side below the ecliptic with north pointed toward the sun's south pole. Earth responds by leaning its north pole toward Planet X.

Pole Shift Events and Date Determination


(3/22/2010)



Planet X is shown below the ecliptic with it's north pointing down. Earth relaxes a bit to the left.




Planet X is at the ecliptic and earth is tipping it's north pole away. As Planet X does it's slow roll clock wise earth responds with a counter clockwise roll.




Earth eventually rolls through 3 days of darkness into sunrise west as shown.

Pole Shift Events and Date Determination

(3/22/2010)



When Planet X is side by side (north to south) it only takes a slight bit of motion to break the grip. This starts a rapid rotation of Earth toward normal interstellar space environmental magnetic north. This is the point in time of the hour of the pole shift. Basically Planet X and Earth are going from side by side to end to end with earth doing all of the motion.



Both are returning to normal interstellar space environmental north as Planet X goes on out to the left.

The bottom line of these experiments showed that once two magnets are coupled together and one rotates the other rotates in the opposite direction. Depending on closeness there is a rapid roll of earth magnet as planet X magnet goes through straight line closest approach. It can be noted a slight movement along the path changes from side to side magnetic attraction to end to end with a fast swing of the earth magnet. There is a rapid roll of planet x as it passes the south pole of the sun.

The above is only approximate to give a practical understanding of the rotations involved. It can now be used to understand and align the sequence of clues the Zetas have given. A drawing can be made and back and forth rereading Zetataalk for understandings to get the statements into a proper sequence. The following drawing was revised many-many times and shows my current understudying of the motions and directions involved for the two most likely angles for the suns north direction.

Pole Shift Events and Date Determination

(3/22/2010)

Analysis of two Magnetic tests

Figure 2-A below shows how this would look in more detail for a sun with north pointing 23 degree toward earth's orbit northern solstice direction.

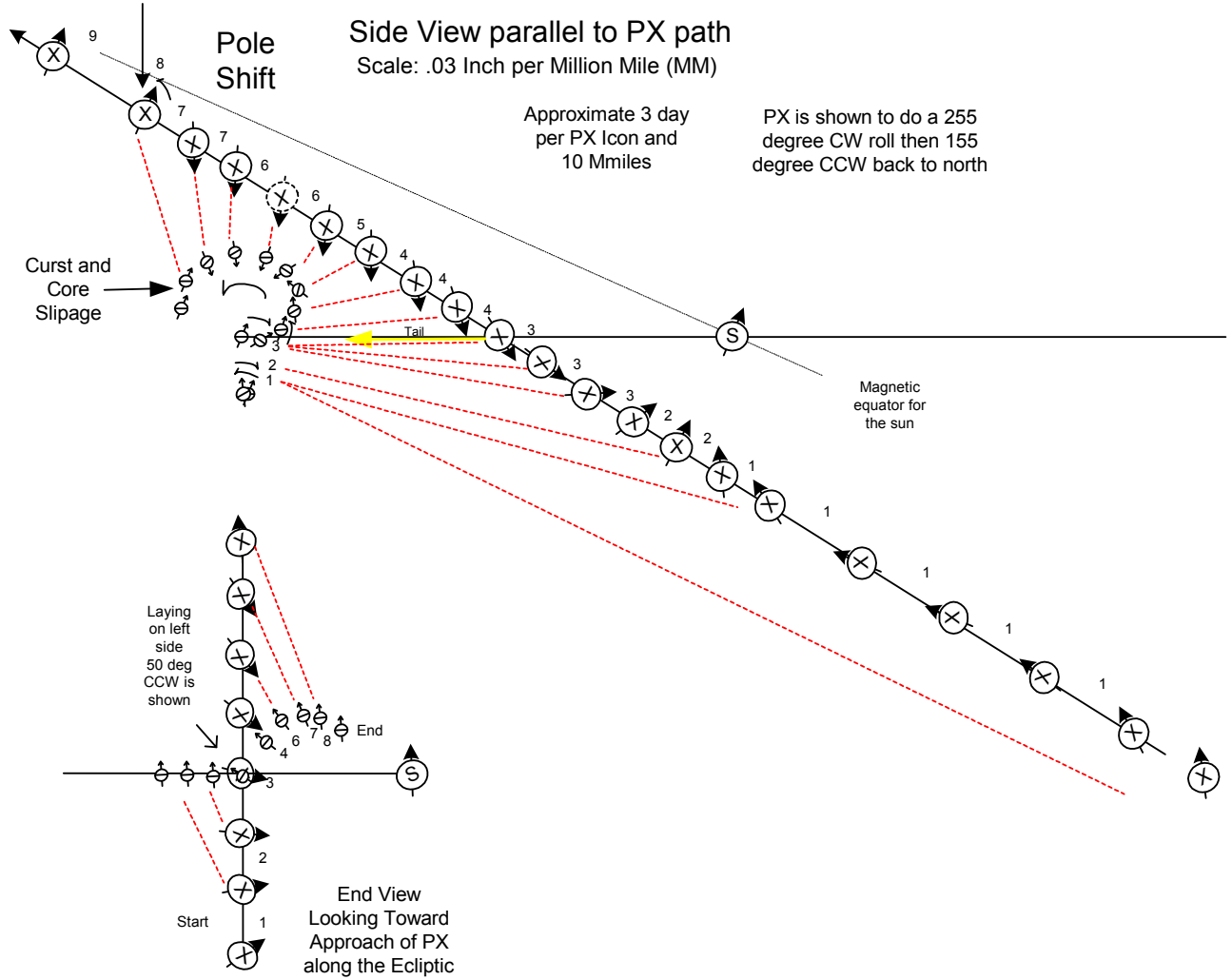


Figure 2-A Sequence of Events Up To and Including Pole Shift

Pole Shift Events and Date Determination

(3/22/2010)

Figure 2-B below shows how this would look in more detail for a sun with north pointing 26 degree toward earth's orbit southern solstice direction.

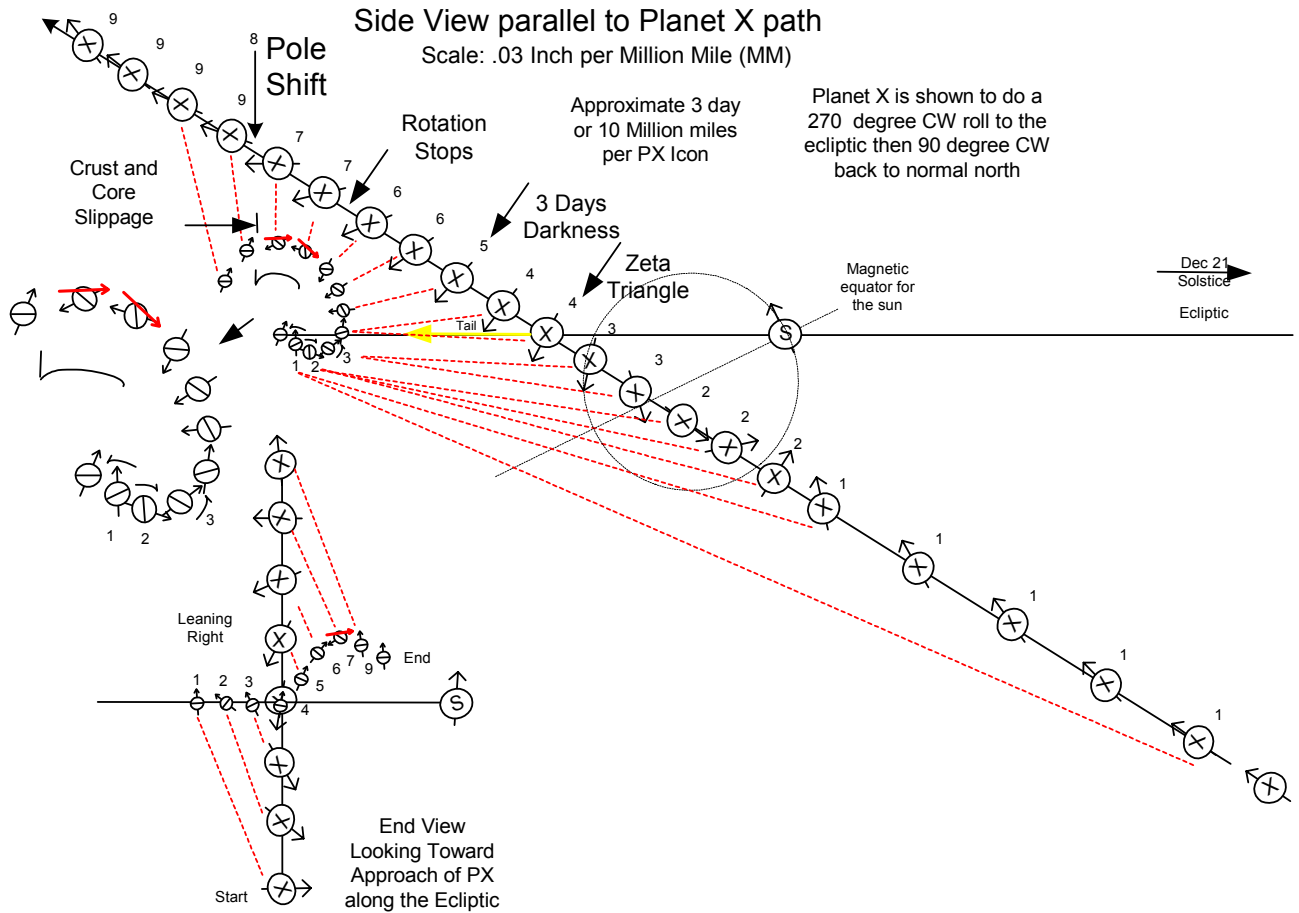


Figure 2-B Sequence of Events Up To and Including Pole Shift

Both Magnetic tests and drawings give similar results but differed in the follow noted ways when compared to the Zeta motion clues that follow.

1. Number of days from Zeta triangle being formed to Pole Shift: **2-B gave about 20 days and 2-A gave about 24 days.**
2. Planet X first creates a tilt, lean, and wobble in the Earth as it rounds the Sun's S. Pole: **Both would do this. The closer one in distance 2-B would do it better.**
3. Planet X gets close to the Sun, coming in at a 32 degree angle from the South of the Sun, it must nose its N Pole into the Sun's S Pole: **Both do this equally well.**
4. Planet X almost aligns Horizontally just under the Ecliptic: **Both do this equally well.**

Pole Shift Events and Date Determination

(3/22/2010)

5. *At the point the Ecliptic is pierced, Planet X has pointed its N Pole away from the Sun, and toward Earth: 2-B does this and 2-A doesn't do it.*
6. *Earth falling on its side toward the left: 2-B falls to the right side and doesn't do this. 2-A falls to the Left side and does this one.*
7. *N Pole of Earth pushed away such that the northern hemisphere experiences 3 days of darkness, and rolling further, the 6 days of sunrise West: Both do this equally well*
8. *Planet X Roll (from horizontal below ecliptic) should precede 195° before rotation slowing to a stop: 2-B is closer with about 170 degrees. 2-A shows only 90 degrees.*
9. *Rotation slow to a stop for 5.9 days: Both do this equally well.*
10. *Planet X continues its momentum (from horizontal below the ecliptic) in a 270° roll to align side-by-side with the Sun: 2-B does a complete 270 degrees clockwise. 2-A does a 160 clockwise and a 90 counter clockwise. .*

Summary and results: By far the best fit to the Zeta statements is with the sun's north pointed in the similar direction to 26 degrees tilted toward the summer solstice as shown in figure 2-B.

Tests with these magnets show that when sun's north is pointed between 26 degree or greater toward south solstice or up to about 18 degrees in the north solstice direction, that a slow roll will take place. Anything closer to 23 degrees or greater in the north solstice direction, depending on distance from the sun will not make a complete roll. It will roll to a point then rotate backward to align with interstellar north. Thus figure 2-B will be used for final analysis until further data modifies it. The number of days from Zeta triangle being formed to Pole shift is as a result roughly 19 to 22 days.

Analysis of path taken by Planet X

See Figure 2-B Above

Figure 2-B shows the sequence of rolls that planet X and earth go through. The numbers placed along the path of Planet X as sequence of events are detailed below.

- 1) Earth's north leans to left, away from sun, by about 5 to 20 degrees CCW, strongest for last approximate 3 to 4 weeks. This causes colder spring and weather changes along with increasing wobble and other things best said by Zetas. Energy of Angular momentum is changed to heating the core as the wobbles dissipates into a slow roll of the north pole.
- 2) Earth's north leans toward the sun for about 9 days to become approximately 60 to 75 degrees CW from normal 23 degrees. This occurs as Planet X goes past the south pole of the sun. Other things occur as best said by the Zetas. See separate summary report.

Pole Shift Events and Date Determination

(3/22/2010)

- 3) Then Earth relaxes in a CCW direction back to near its normal 23 degree original position. This takes place over approximately the next approximate 6 days as Planet X approaches the ecliptic from below while leaning to the right looking toward the sun.
- 4) For 6 more days the Earth continues to roll in a CCW direction (side view) with the north tilting away from the sun to becoming nearly upright when Planet X crosses the equator. Earth is becoming more and more tightly bonded with Planet X's magnetic field as it gets closer. At the same time looking toward the sun the earth is tilting to the right laying at an angle to the sun. This last statement is the opposite direction from what the Zetas say will happen. Might be a different view point of the same thing or some understanding I need improvement on. Time and more data will tell.
- 5) The Earth continues to roll in a CCW direction into 3 days of darkness for northern hemisphere. North pole of Earth is pointing away from the sun with rotation and wobble going on.
- 6) Then the Earth continues to roll in a CCW direction into 6 days of sunrise in the west. The earth is pointing nearly in a down direction at this point in time. The core heats up more and more as rotation is slowing. Kinetic energy of rotation is being converted to heating the core.
- 7) Then earth continues to roll in a CCW direction to a point of rotation stoppage for 5.9 days. At this point the Atlantic rift is griped and rotation stops. The small red arrow indicates that crust in the south Atlantic trench is strongly permanently magnetized in a polarity opposite to that of the North-South direction for earth. The majority of the Atlantic rift was formed during a much earlier magma flow of a large amount of magnitude that hardened when the direction of north south was reversed. The Earth now stopped in rotation is without the magnetic field generated from the cores rotation. Planet X then holds onto the strongest magnet present (the Atlantic rift) and a 180 degree roll looking down from above the ecliptic takes place, so that the two magnets are again in a side by side stable north-south facing position. The old north pole of earth is now toward the sun. This is a stable position for the 5.9 days of this close approach time side by side time. Earth has now done 270 degrees CCW (side view) from ecliptic in the same time that Planet X has done approximately 80 degree CW.
- 8) As Planet X moves to the left out distancing earth, its angle starts to change and the side by side stable magnet begins to break loose. The suns sweeping arms have more and more influence trying to start rotation in the core. The earth bounces around during this time. I believe the shift happens when the forces of the sun trying to rotate the core are nearly equal to the force of Planet X holding onto the Atlantic rift. Both of these forces are around 90 degrees different in direction. The core breaks loose and moves to its new location. At the same time the side by side magnetic condition is broken in favor of the end to end. Earth's crust is forced to rotate rapidly. The core tries to stay in place. This is like a slipping ratchet effect. The winds come from the inertia of atmosphere trying to stay in one place. The ocean would do the same thing.

Pole Shift Events and Date Determination

(3/22/2010)

- 9) When this grip breaks both Earth and Planet X try to move rapidly to align with the surrounding magnetic interstellar environment. Planet X leaves the vicinity.

Note: Earth could be stopped in it's orbit for about 19-22 days after reaching the Zeta triangle point. The above events from 2 through 8 take about 30 days. Step one takes 2 to 4 weeks or longer. So about the time we can see Planet X 7.3 weeks (51 days) with our naked eyes we should be defiantly start to see the results of step 1 above, if not before.

If this drawing is somewhat accurate then the approximate speed of planet X as it passes earth is about 3.2 Million miles/day or .133 million mph or 60 km/sec. My current guess is these numbers (days and speed) are only good to say plus or minus 20% error. This drawing shows about 20 days from Zeta triangle to Pole shift time. This could just as well be 19 or 22 days (or more) due to the level of accuracy possible with this sort of estimating. The amount of pulled out of orbit attracted tracking motion that Earth does to the path of Planet X would also change the number of days due to position of earth at start of the cycle.

Crop circles: *The implication is that the Earth will be virtually upside down, and right side up, at least twice, <http://www.Zetatalk.com/index/Zeta378.htm> Number 2 and number 6 could be the upside down times. Number 1 and 4 could be the right side up times. So yes this essentially is correct.*

See separate file "2-Summary_of_Zetatalk_Clues.pdf" pages 5-12 for a more complete alignment summary of the sequence of events giving by Zetas. The following is a summary of the Zetas sequence of events. Except for the laying on her left side instead of the right side. They match well with the above.

1. Slow build up earthquakes, and Earth-weather wobbles.
Slow lean of Earths N Pole away from Planet X.
2. Lean of Earths N Pole toward Planet X.
3. Severe Polar Wobble.
4. Earth almost seems to lays on her left side (looking toward the sun).
5. The 3 Days of Darkness (Northern Hemisphere).
6. The 6 days of sunrise west.
7. The 5.9 days of rotation stoppage (the long day/night).
8. The pole shift itself.
9. After the pole shift.

Top View Diagram of Planet X's path

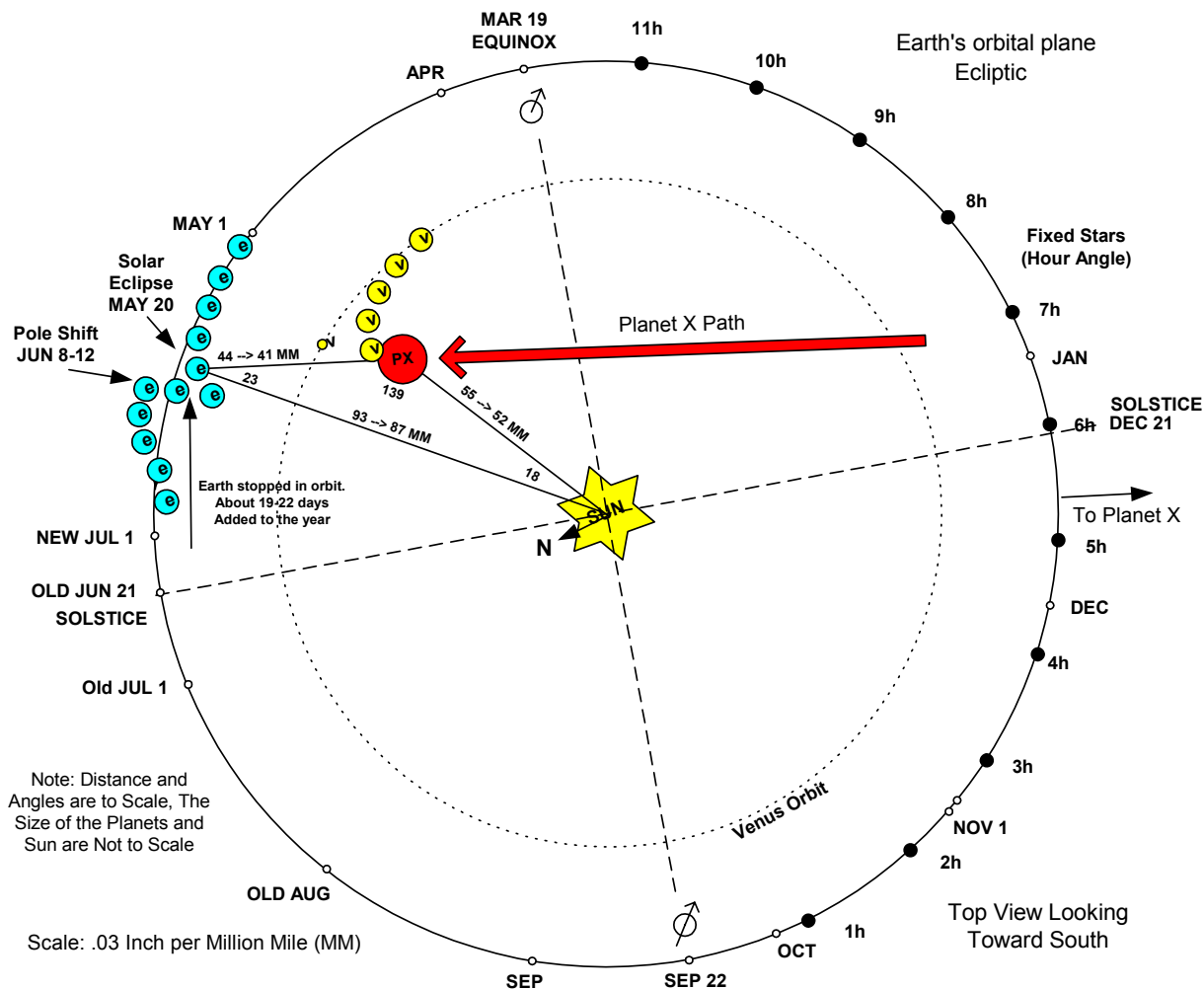
Since the orbit of earth is nearly perpendicular to the approach of Planet X as it passes the sun and approaches to the Zeta triangle point it is not likely to have slowed earth down much in it's orbit. Likely to be much less than a day and can be disregarded as a significant factor. Thus it is reasonable to assuming that earth is not slowed in it's orbit by much to get to it's proper orbital date to make the Zeta triangle.

Pole Shift Events and Date Determination

(3/22/2010)

Once Planet X gets close to earth after the triangle has been formed, then something else starts to happen. First earth's orbit slows down, then stops then back up and to an extent tries to stick close to Planet X as it zips by. The speed of planet X and Mass-Inertia-distance of earth keeps it from being caught as a moon of Planet X. The repulsion forces keep it from colliding.

The following diagram of the Zeta triangle placement is found from the date of the triangle being formed as **May 20 2012 at 23:53:53 UDT** the time of a solar eclipse. The orbital details for earth can then be drawn. This drawing predicts the angle of final approach for Planet X as it passes earth. And the final date range for the most probable time for a pole shift can be determined.



Planet X arrives from approximately 5.3 hr angle to cause a 8-12 Jun 20012 Pole Shift

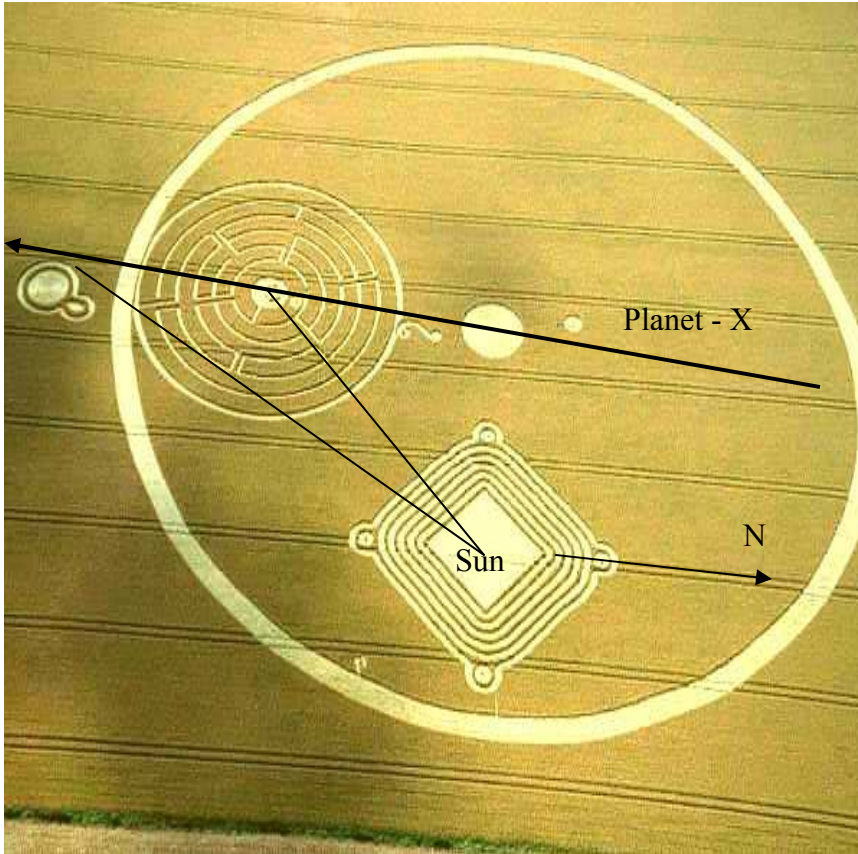
Figure 4

Figure 4 shows the hour angle of planet X's approach to be about 5.3 hr. Note Venus (V) is off to the left as the Zetas indicate at the time of closest approach. Approximately 20 more or less days after Planet X passes through the ecliptic we can expect the hour of the pole shift. This shows the most probable date as **Jun 8-12 2012**.

Pole Shift Events and Date Determination

(3/22/2010)

The following crop circle clearly shows the same results at almost the same angle.
 Gog Magog Hills, near
 Cambridge, Cambridgeshire
 July 11, 2001



See "4-Crop Circle Analysis and Conclusions.doc" file for more info.

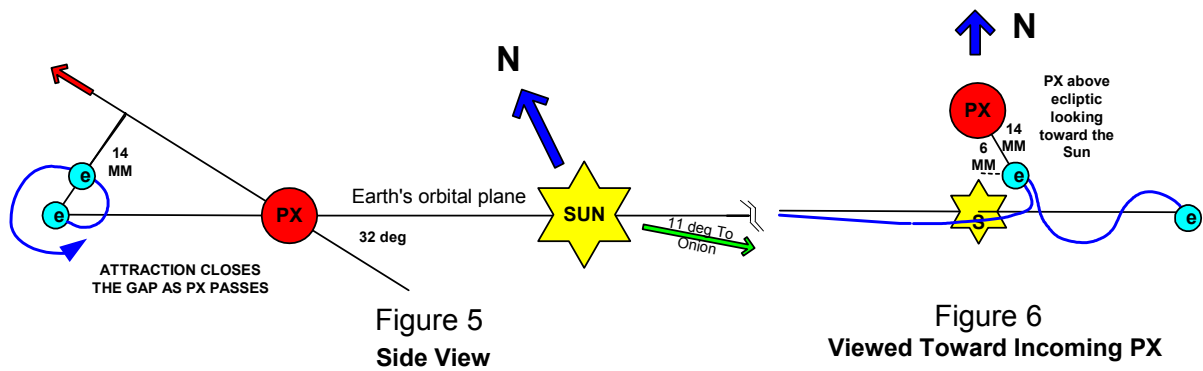



Figure 5 and 6 shows the spiral back to original orbit for earth after the pole shift. Figure 6 show the stop and back up that goes on before the pole shift. The following crop circle is more accurate in showing these effects. See write up on this in separate report on crop circles.

Pole Shift Events and Date Determination

(3/22/2010)

Eastfield
June 20, 2004



Note how small earth is shown to get as it gets closer to the sun and how big it gets as it gets closer to the viewer. Earth rotates left to right in it's orbit around the sun. Earth moves up and gets really big from being really small, as Planet X is headed on out.

Figure 3 below shows the path as close as I currently understand from the description of the Zetas. There is little else to go on right now. The path most likely crosses over at the last min to become a normal CCW around the sun orbit. However, it could just as well come close and not cross over. This orbit once it is out of the range of the diameter of earth's orbit is not will understood by me yet. This will be redrawn when more data is known. I have been able to determine the center of the galaxy we are in is a large distance of 26 K light years to the left. The final angle for sun's north is not know for sure yet. There is speculation by me that the precession of the earth's North Pole (about 26,000 years per cycle) could be a result of the orbit of these two stars around each other. There is also speculation that there are dark masses not known yet in the galactic vicinity holding the interstellar magnetic field into a given direction. All of this speculation is not needed to be known the truth of, for it to be a known that a pole shift is coming.

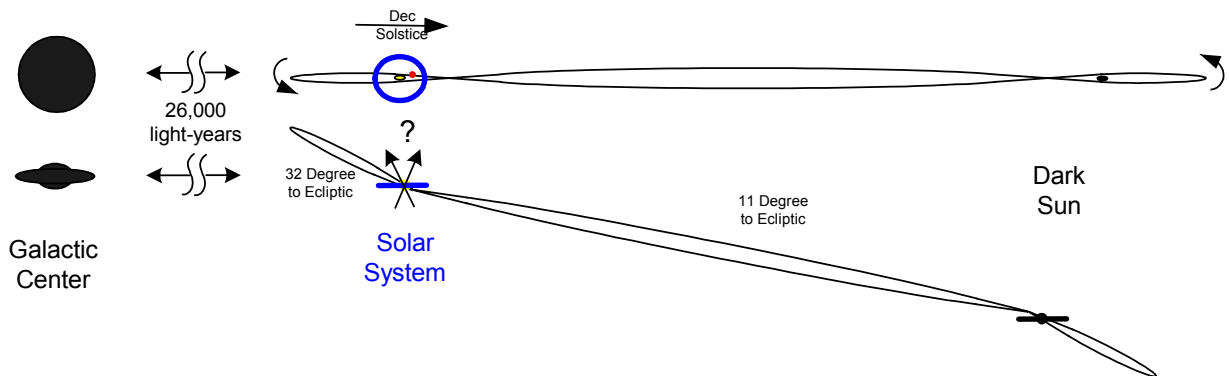


Figure 3: Approximate Orbital Path followed by PX

Moons orbit slowing?

There are a series of 4 or more crop circles that indicate the moon is between Planet X and Earth at closest approach. How can this be if the moon is between the sun and earth for the solar eclipse of 20 May 2012 and some 20 days later is between earth and Planet X at pole shift time. This 20 days would be an angle of $(20/28) \times 360 = 257$ degrees would put the moon on the opposite side of earth at pole shift time. The moons normal time between solar eclipse and pole shift


Pole Shift Events and Date Determination

(3/22/2010)

would be 23 degree (Zeta triangle angle at earth) added to 90 degrees (closet angle to earth from Planet X path) = 113 degrees. This equates to 8.8 days moon rotation time. So the difference would be 11.2 days that the moon would have to slow down due to gravitational attraction with Planet X. Is this reasonable? Reviewing what the Zetas and ancients say about the moon (see file "2-Summary_of_Zetataalk_Clues.doc" page 2.)

Note that if the earth can stop and reverse it's orbit due to gravity effects then it is not unreasonable for the moon to slow down by 11 days or so to be in sink with Planet X's passage. The ancients recorded the moon appeared to stop and that had not arrived where it should be. Also Zeta talk indicates that 13 moons will take place/year no matter what happens with earths speed. If this is true and earth slows down in it's orbit then the moon could also slow in its orbit.

See the following crop circle.



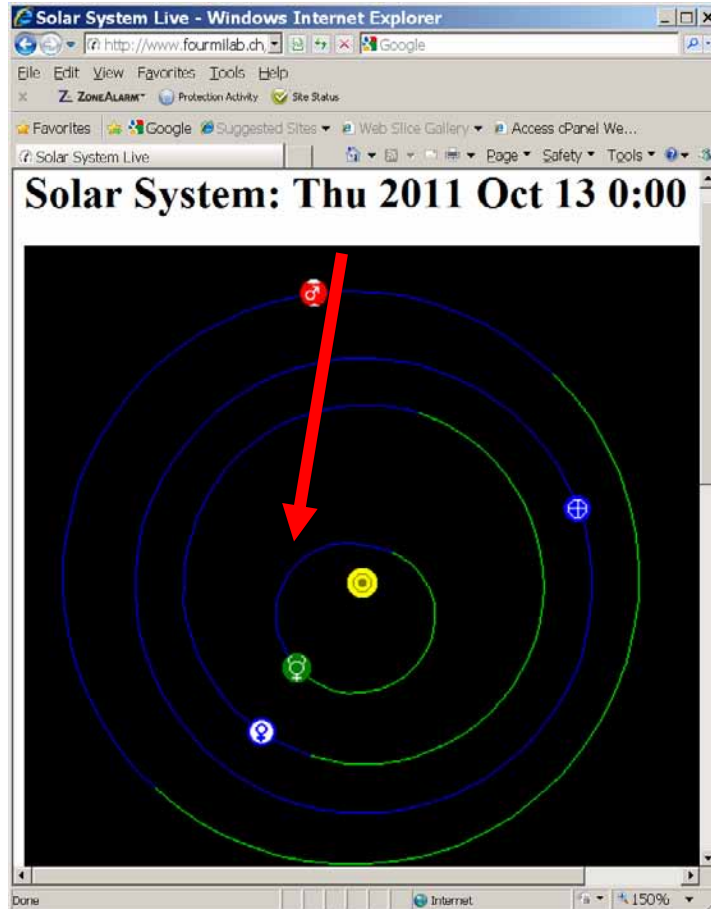
This would indicate the moon is on the back side at about 150 degrees when compared to the front. This is defiantly not the needed 257 degrees. So the question is can the moon slow down to loose the 100 or so degrees during the last days? Or are we interpreting the crop circles that show the moon between earth and Planet X incorrectly?

What happens with Earths twin?

Assuming 20 May 201 as date of Zeta triangle being made, it is another 123 million miles to the other side of earths orbit. It would take about $123/3.2 = 38$ days to traverse this distance. So where would earth's twin be at the time? The date that would show the equivalent position of earth for that date is 6 Jun minus 38 days minus $365/2$ days = 13 Oct 2011. This means it would speed up the orbit as it tries to pull it toward it due to gravity. Is it close enough to make a difference? See the position of earth the blue "+".

Pole Shift Events and Date Determination

(3/22/2010)



The distance of earth's twin is much larger than when influencing earth. So my guess is roughly earth's twin could close the gap between earth by no more than a few days at the most. If the earth stalls for 20 days, this would result in about 20 to 25 days closer to earth than opposite side for earth's twin. Will we be able to see it beyond the sun? Late in the day just above or after sun-set would be the best time to look for it between mid April and pole shift time 8-12 Jun 2012. It would be just before sunrise during the time we are upside down. .

Mars is shown close to the path. One must remember we used this software as Oct 13 to predicate where earth's twin would be and that Mars is really not there. In fact it is about 6 months further around in its ccw orbit when it passes. See 20 May 2012 screen shot on page 7 of this report.

A Closing Comments

“Shortly after May 15, 2003” was given as the time frame for the pole shift date early on. This was the definite statement throughout the body of ZetaTalk for the many years leading up to May 2003. See <http://www.Zetatalk.com/index/psdate0.htm> Best I can recall we were all thinking the window in 2003 for the pole shift was May 15 though Jun 15. The current analysis of ecliptic crossing on 20 May and Jun 8-12 for pole shift falls within the same range.

Pole Shift Events and Date Determination

(3/22/2010)

After many-many years and much analysis to come full circle and end up in the same date range --- is this coincidence or Zeta intentional?

The purpose of this white paper was to align Zeta statements it into proper sequence that paint a picture. Undoubtedly, I have some errors in the results that don't ring true. Hopefully, the majority is on the right track. Let me know if and where more should and can be aligned.

Communications with Nancy of Zetataalk about this report: (22 Mar 2010)

- Nancy: My personal hunch is that the shift will happen during the Spring (end April) time frame, with no basis for my hunch except historical, that being Passover is a Spring holiday, and Exodus and Kolbrin refer to crops, grain, so it was not winter and likely early summer at most for Egypt.

Response: What you say may be the time frame; however, I am not able to justify this from the multitude of Zetataalks statements presented that go in a different direction. If the pole shift were to happen by end of April then the approach angle would be more than 90 degrees different from the Orion direction. One would not see it coming from Orion. PX would be coming in from the general direction of the fall equinox.

Nancy: But the Earth is at present in the September position, and will be pushed back to the August position, so will never see that fall equinox view of the constellations again before the shift! The coming from Orion stuff was for the inbound years, until 2003.

- [The moon also stood still](#). Nancy: This is because the Earth stops rotating; we see the Moon move because we move under it.

Response: This is a good point.

- [A new moon will appear and break up and fall. The people will scatter in madness](#). Nancy: Must be fireballs incoming as the Moon is not predicted to break up.

Response: This another good point.

- Nancy: Point 2.1 the Sun to the Right. Big oops as this article s31.htm was written in 1995 anticipating the inbound plunge of PX into the solar system. In spring of 2003, the Earth was moving in its counterclockwise orbit, and PX seen coming in from Orion. Thus, at that time, PX was to the left of the Sun. But then Earth moved along in its orbit to the December position, encountering PX in its path, and halted. This whole thing about PX being to the left of the Sun was only relevant for early 2003. I can see I need to do something with Science as I did for Pole Shift, order by date written, for some of this.

Response: This is interesting; I found more good workable data in the proper time sequence in the much older pages than in the newer ones. Confusion has crept into the newer pages. I suspect to protect you and to keep the elite from knowing the truth. For I see their minds would bounce off and out of the site when they run into one of these out of sequence series of statements. This is just my observation and opinion on the subject. The zeta's have a habit of obscuring the time about which they are talking in almost every sentence made. So sequence has to be straightened out. They appear to be talking about present time when they are really talking about near pole shift time. The best I can tell the earth will stop and back up in it's orbit but for the most part only over the last 20 or so days before the pole shift. Personally, I wouldn't change the old pages. It could be used by some to say you are obscuring the truth. Or, maybe

Pole Shift Events and Date Determination

(3/22/2010)

the truth needs to be obscured to keep the elite from knowing. Whatever you do, the CD-ROM made some time ago will still have the old pages in them.

Nancy: I never change ZT but the linking page s00.htm was changed yesterday to indicate the time frame in which it was written, like 'inbound' or 'when the orbit of Earth halted' or such. Yes, they were not giving all the 270 roll info and the like back then because the 5/15/2003 date was supposed to be THE date! So, here it comes then wham was the impression they were giving. All was accurate but the outbound details were excluded. Nothing, other than muttering 5/15/2003, amazingly, is incorrect! I think this is called lying by omission. There was an interesting thread on the PS ning this past week about why people thought, or did not think, it would be 2003. At least half cited that things the Zetas said would be in place were NOT, such as extreme weather, so had their doubts.

- **Zeta Triangle occurs at a solar eclipse:** Nancy: Point 2.4 is a wrong assumption. s29.htm was written in 1995 to figure out where PX would be inbound, when the times comes. The Zetas after this began to give RA and Dec, which were used by the sighting team extensively, found accurate. But the details in s29.htm are not saying that the Earth and PX will be at any particular point for the point of passage! They are saying here's how you draw the triangle to point in the direction PX will come from. If I want to know what direction Uncle Bob is coming from, when he comes for dinner, the directions can be a.) take the spot on the kitchen steps were mother comes out to smoke her cigarette, b.) take the spot near the barn where father shakes his finger at her and reminds her she should stop, c.) take the spot at the top of the hill where etc. etc. Now, this does not mean that mommy and father are going to be in those places when Uncle Bob arrives!

Response: So you are saying because the purpose for why it was written is different from what I am using it for, and thus the data is not to be take as accurate. I might agree with you, if I hadn't also found crop circles that show the same thing as important. But then again you have already tossed out all of that visual evidence as being open to interpretation. In this case, I believe this is a weak argument to say the zetas were inaccurate on what they said.

Nancy: Yes, the eclipse points were only to draw the triangle so as to POINT to the direction and angle that PX was inbound on, not to indicate any position of the Earth or Moon orbit at the time of passage.

- Nancy: Point 2.11 zeta89.htm is describing the situation in early 2004 after Earth encountered PX in her orbit, and Venus has already been halted in her orbit. It does indicate that Mars would stall, but I think this does not hold as PX pulls closer to the Sun for a creep past the Sun's S Pole. In later articles, Mars is never mentioned as being in the cup with the other 3 planets. Here again, this is only applicable for early 2004, not later. I need to inspect the Science section and group these by year, to avoid others being confused as well.

Response: My analysis is consistent with what you say -- Mars is not in the cup as PX pulls closer to the sun. Not sure what you were looking at but I agree with what you say. See page 29 and 7 "1-Discovering_the_date_of_the_pole_shift.pdf". "Mars is shown close to the path. One must remember we used this software as Oct 13 to predicate where earths twin would be and that mars is really not there. In fact it is about 6 months further around in it's ccw orbit when it passes. See 20 may 2012 screen shot on page 7 of this report."

Nancy: Actually, I cannot think of a ZT where the position of Mars is detailed for the time of the shift!

- Nancy: Point 4.1 This is describing the point where PX pierces the Ecliptic, or the Earth's orbital plane, but this triangle also must assume that the newer information about this point in time applies. Since s31.htm was written the Zetas have relayed that Earth will be drawn toward PX,

Pole Shift Events and Date Determination

(3/22/2010)

pulled out of her orbit, temporarily. This is how it reaches to within 14 million miles of PX, closing the gap from perhaps 45 million miles where it is at present, more or less. When the time comes, the forming of this triangle will indeed be a clue, but we're likely to be in the grip of the last weeks at that time, and no longer measuring angles!

Response: I agree see page 21 of "1-Discovering_the_date_of_the_pole_shift.pdf" figure 2-B. Note the pulling out of the orbit by earth to get closer to PX at the ecliptic.

- Nancy: The gauge being used on the GLP chats is the 6 out of 10 or whatever scale. 10 being the pole shift level of catastrophe. I think these are not linear increases, but exponential or some such scale. We went from 2-3 to 5+ in 2008, then to a 6 in late 2009 at some point, but to get to a 7 we have to have some of the Earth changes presented in that holographic presentation I attended in November. See the newsletter 7 of 10 talk.

Response: Yes, I have been following this. I personally think that once we get to the Pole shift time this scale does not apply because the pole shift will be so much more in magnitude. I think it only applies before the pole shift up to the pole shift time. In that way it might indicate the number of years left if we could determine the starting point. Any way this is speculation that I wish to leave out of this report analysis.

Nancy: Is it your perception that we are dealing with an exponential type number increase? Moving from 5-6 was only a bit of weather and increase quakes in general. Moving to a 7 seems so much more radical! 9 must be the last weeks, and what on Earth will 8 involve?

- Nancy: I'd publish your analysis and encourage discussion! I don't think there is anything there, any clue that the Zetas have given, that pins it down. Crop circle analysis is so iffy, so subjective, not a fact. The Pole Shift ning has lots of solid folks who go out on a limb now and then predicting and fall on their face, and I say nothing. I'd be exhausted trying to follow their thinking and debate or explain. Likewise I think the position of any other planet, lineup or whatever, or galactic center has zero to do with the timing.

Response: Sounds like you are saying, that the whole subject abounds with speculation so this report would be looked at as one more of the same. No one could decide if true or not. So is the following the bottom line? It is expected that this analysis if published by you and/or by me shouldn't cause adverse negative effects on the end result. Can we assume this to be true?

Nancy: Yes, you got it.

Response: What do you think should be done next?

Nancy: I think speculation and discussion is good. What you do with this is up to YOU. People are doing this speculation anyway. Poor Shadow on the ning went through hoops on explaining why per crop circles it would happen this spring, and even Gerard, on his hunch, thought so too. Lively discussion tends to sort out what the true touchstones are, and what is debatable.

Nancy: If you DO publish it, would you include my comments? There is so much confusion in some date/time related ZT that I'd hate to have more out there. I've tried to structure parts of the p00.htm and now s00.htm to be a guide, and need to also go into g00.htm to indicate when Bush was Pres, or before that time, the timeless articles, etc. If you had not sent me this package, I would not have realized that confusion existed in the Science section too! You've done me a service in this regard.